

## 700 SERIES QUICK START GUIDE



Upon receiving your new TEGAM Handheld Bond Meter, unpack all items from the shipping container and check for any obvious damage that may have occurred during transit. Use the original packing materials if reshipment is necessary. If any dents, broken, or loose parts are seen, do not use the equipment. Notify TEGAM immediately.

The following items are included with every new instrument:

- One (1) Intrinsically Safe Handheld Bond Meter;
- One (1) Safety Notices Manual;
- One (1) Operation Manual;
- One (1) Quick Start Guide;
- Statement of Traceability;
- Three (3) AA, 1.5 V batteries;

### Battery Installation

**Please refer to the 720A Safety Notices Manual (720A-903) before installing batteries.**




Three (3) AA 1.5 V batteries are supplied with the instrument, but not installed.

*Required Tools:* Phillips Head Screwdriver

1. Identify the battery compartment located on the back of the instrument;
2. Remove the two (2) battery compartment retaining screws;
3. Remove the battery compartment cover;
4. Observing proper polarity, install three (3) new, AA alkaline batteries (Energizer E91 or Duracell MN1500).
5. Re-install the battery cover and retaining screws.



### Making Your First Resistance Measurement

1. Connect probes by screwing them into the top of the unit;
2. Press  to turn unit on;
3. The unit will light all segments of the display as it performs a power on self-test;
4. The instrument will display a resistance if connected to a device. If not connected, "----" or "nodut" (No Device Under Test) will be displayed;
5. Press   to change ranges or to put unit in Auto-Range mode.
6. You're now ready to make accurate and reliable resistance measurements!

**We know you are eager to begin using your new bond meter, but this overview is just the beginning. Please take a moment to familiarize yourself with the included Operation Manual (720A-900) and Safety Notices Manual (720A-903) or access them at [www.tegam.com](http://www.tegam.com) to learn about all the features and benefits of your new TEGAM Handheld Bond Meter.**



10 TEGAM Way • Geneva, Ohio 44041  
Phone: 440-466-6100 • Fax: 440-466-6110  
E-mail: [sales@tegam.com](mailto:sales@tegam.com)  
[www.tegam.com](http://www.tegam.com)