

FIGURE C-1:
FLOATING HVPS CONTROLS
REMOTE ENABLE

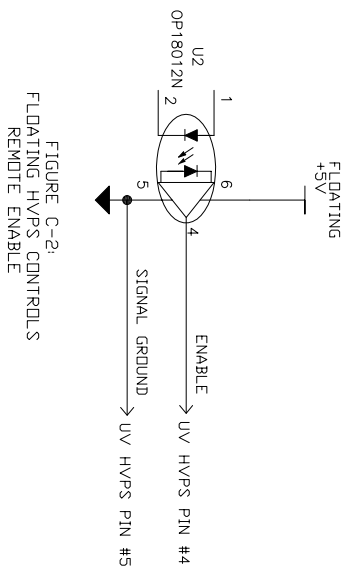


FIGURE C-2:
FLOATING HVPS CONTROLS
REMOTE ENABLE

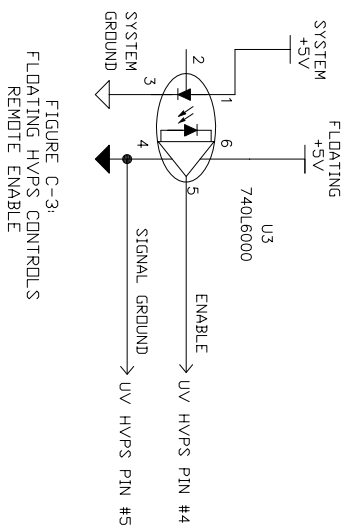


FIGURE C-3:
FLOATING HVPS CONTROLS
REMOTE ENABLE

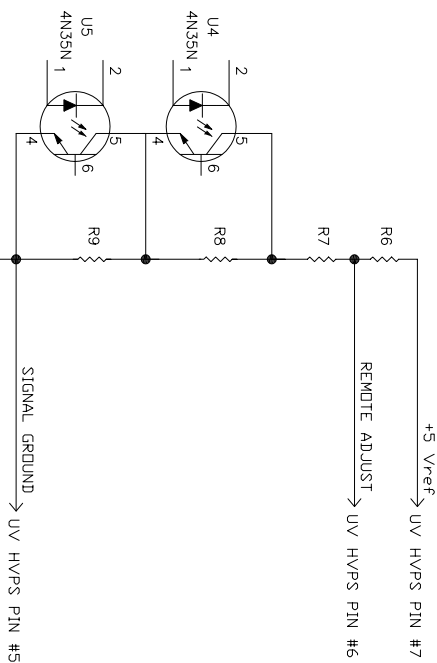


FIGURE C-4:
FLOATING HVPS CONTROLS
REMOTE PROGRAMMING
4 PRESET STEPS

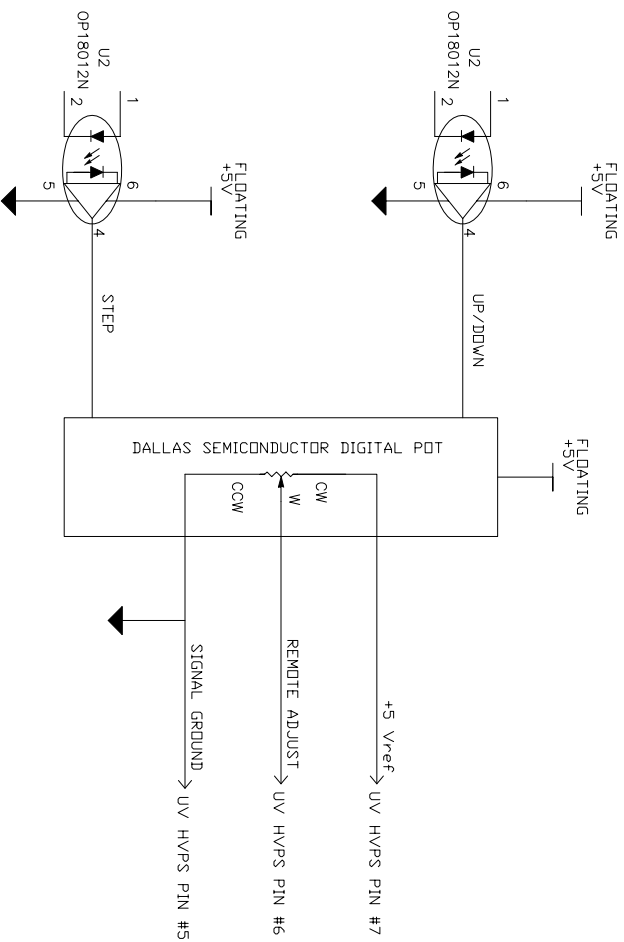


FIGURE C-5:
FLOATING HVPS CONTROLS
REMOTE PROGRAMMING
64 TO 512 STEPS
(USE A DAC FDR 256 TO 4096 STEPS)

Title
FLOATING HVPS CONFIGURATIONS

Size		Number		Rev.	
A		UV- HVPS-CONN-11		E1	
Date		Drawn By		M.Z.	
6/12/00		M.Z.		2	
Filename		Sheet		2	
UV-HVPS-CONN-11P2_ref1.dwg		2		2	

UltraVolt, Inc.
1800 Ocean Ave. Frnt
Ronkonkoma, NY 11779
1-631-471-4444